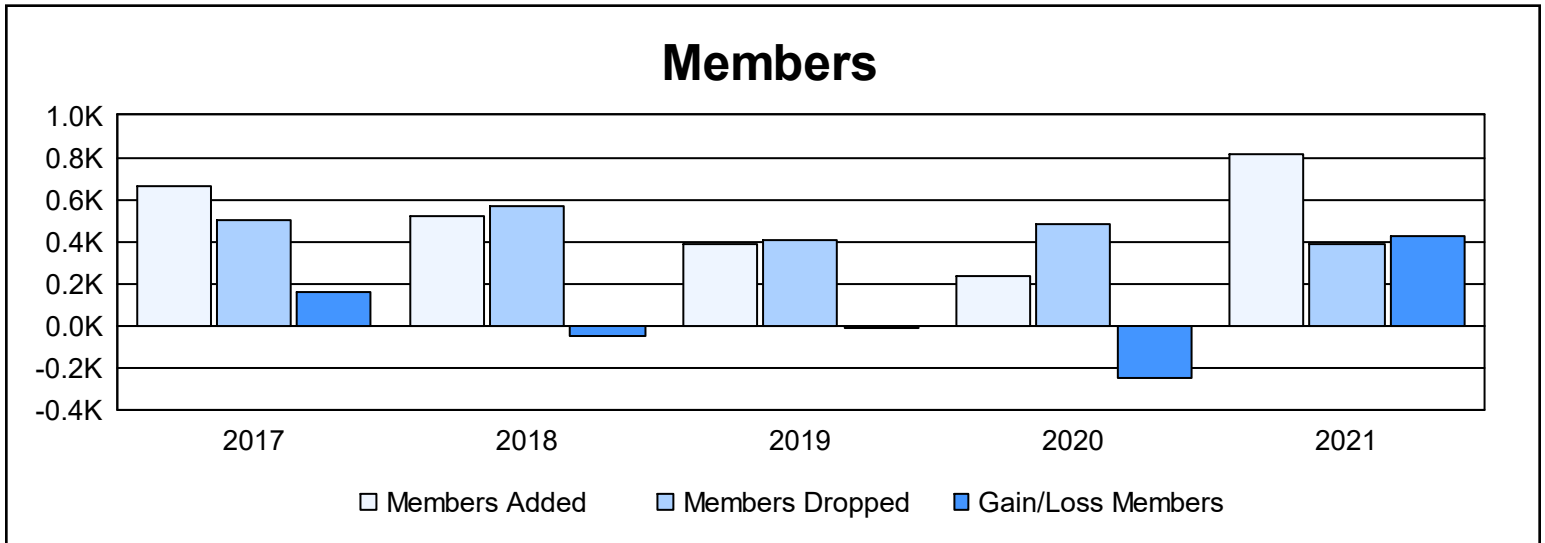
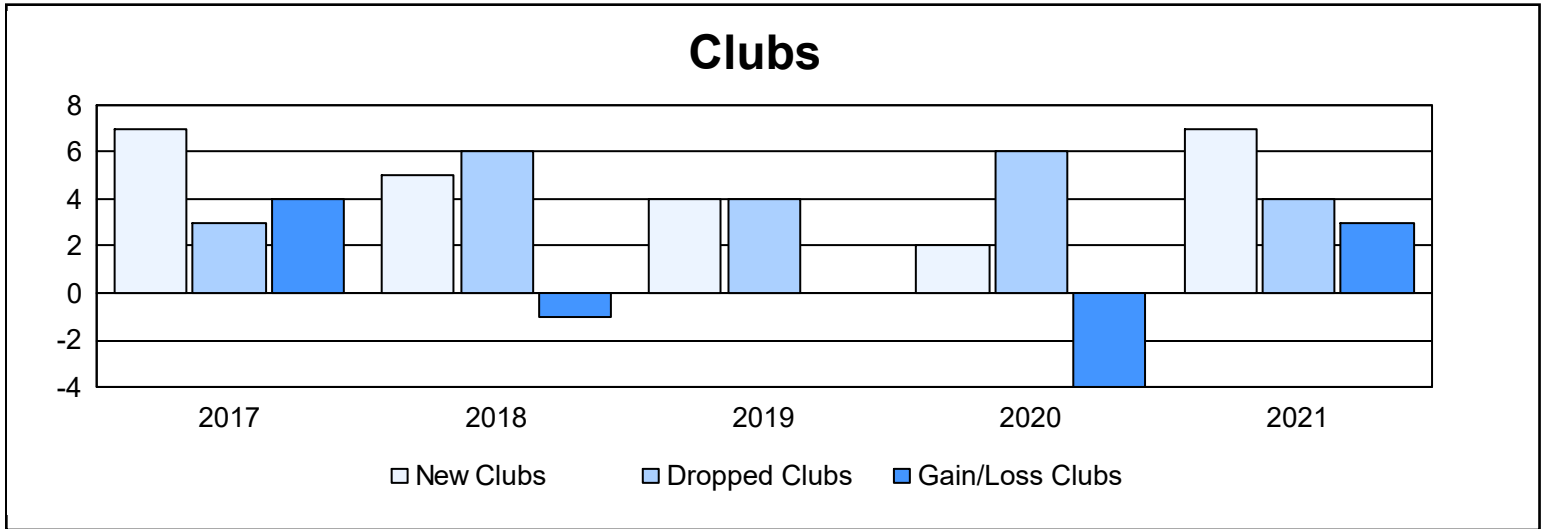
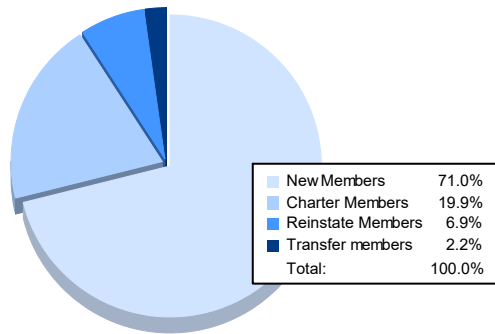


| Year | New Clubs | Dropped Clubs | Gain/ Loss Clubs | New Members | Charter Members | Reinstate Members | Transfer Members | Total Member Added | Total Members Dropped | Gain/ Loss Members |
|----------------|-----------|---------------|------------------|-------------|-----------------|-------------------|------------------|--------------------|-----------------------|--------------------|
| 2016-2017 | 7 | 3 | 4 | 434 | 175 | 16 | 35 | 660 | 497 | 163 |
| 2017-2018 | 5 | 6 | -1 | 329 | 119 | 48 | 24 | 520 | 571 | -51 |
| 2018-2019 | 4 | 4 | 0 | 274 | 89 | 15 | 13 | 391 | 404 | -13 |
| 2019-2020 | 2 | 6 | -4 | 171 | 42 | 8 | 14 | 235 | 480 | -245 |
| 2020-2021 | 7 | 4 | 3 | 579 | 162 | 56 | 18 | 815 | 386 | 429 |
| Average | 5 | 5 | 0 | 357 | 117 | 29 | 21 | 524 | 468 | 57 |



Membership Composition June 2021 Cumulative



Gender Composition June 2021 Cumulative

